

1Print artwork guidelines for the optimal result

Image, Text & Trims

All non bleed images and text should be kept at least 3mm from the trim to ensure trim tolerances are maintained.

Blacks

Solid black areas should be made up of 20% Cyan and 100% Black to give a strong deep colour.

Booklet Creep

Page creep will occur on booklet jobs. To help with finishing all page numbers, non bleed images and text should be kept at least 10mm from the trims. We advise you to allocate a 5mm bleed on all booklet jobs.

Folding

We recommend that you include the scoring option on all folded jobs to minimize cracking. Fold panels for A4-DL should be set from left to right 98-99-100 (outside) and 100-99-98 (inside).

Supplied PDF artwork always remains the responsibility of the customer. 1Print will not accept responsibility for errors due to out of specification files.

Supplied Artwork Specifications

1Print will only accept the following formats as final artwork. Artwork which does not adhere to these specifications will incur artwork charges.

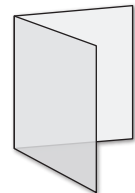
- Adobe Acrobat (PDF) version 9 or below (PDF)
- Adobe Photoshop version CS5 or below (PSD or TIFF)
- Adobe Illustrator version CS5 or below (AI, EPS, PDF)
- Adobe InDesign version CS5 or below (INDD)
- Quark Xpress version 8 or below (QXD)

- 1Print accepts files in PC and MAC Format.
- All images must be saved in CMYK at 500dpi.
- Make sure all colours are nominated correctly as PMS or CMYK and are relevant to the job you are submitting.
- All artwork must include a minimum of 2mm bleed and crop marks.
- Where possible, please convert your text to outlines or curves.
- Please supply us with all relevant files, including linked items for output (e.g. fonts and graphics).

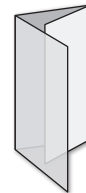
Fold Types



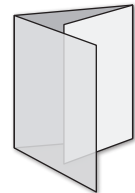
Half Fold (2DL-DL)



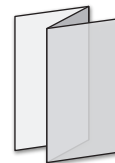
Half Fold (A4-A5 / A3-A4)



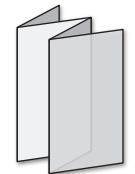
Roll Fold (A4-DL)



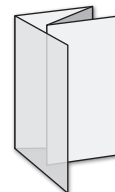
Roll Fold (6pp-A4)



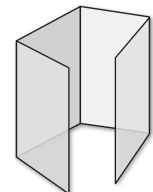
Z Fold (A4-DL)



Z Fold (4DL-DL)



Double Parallel Fold (4DL-DL)



Gate Fold (8pp-A4)

Standard Product Sizes

Business Card	- 90 x 55mm
A6	- 148 x 105mm
DL	- 210 x 99mm
2DL	- 210 x 198mm
A5	- 210 x 148mm
A4	- 210 x 297mm
4DL	- 396 x 210mm
A3	- 420 x 297mm
6ppA4	- 628 x 297mm
A2	- 594 x 420mm
A1	- 840 x 594mm

Pre Press Guidelines

PDF File Supply

The best way to send in your PDF files is via our new web quoting and uploading system.

Please check email confirmation of job details to ensure your job has been processed by 1Print. The confirmation email will confirm: price, product information and a job reference number.

Templates

Acrobat Distiller settings and InDesign templates for standard products are available from our Prepress Department.

PDF Compliance

Please use PDF Version 1.4, ensure all files are flattened (flattening options turned on), supply multiple page PDF with 1up artwork on each page, use CMYK not RGB, supply with crop marks and 2mm minimum bleed, ensure artwork centred in document and we recommend that text and non-bleed images should be kept 3mm from trims.

Font Usage

All fonts must be embedded, or you can outline fonts before creating a PDF to avoid issues.

Graphic/Image Elements checklist

- Bitmaps images supplied at 300dpi.
- CMYK images supplied (no RGB, LAB images).
- All colours converted to CMYK (no RGB, LAB or PMS colours)
- Combined colour ink density should not exceed 300%
- No ICC colour profiles will be used

Flight Checking

We strongly recommend a flight checking application is used to check the integrity of the PDF prior to sending to 1Print.

Storage of Files

PDFs will remain on our system for 1 week following printing. 1Print does not undertake archiving and retrieval of customer data.